


## Allowing Pop-ups on Desktop




### Google Chrome:

- 
1. Click 'Preferences'
  2. Click 'Privacy & Security'
  3. Click 'Site Settings'
  4. Click 'Pop-ups and redirects'
  5. Select 'Sites can send pop-ups and use redirects'




### Safari:

- 
1. Click 'Settings'
  2. Click 'Websites'
  3. Change 'When visiting other websites' to 'Allow'




### Edge:

- 
1. Click the three dots on the toolbar (often labelled: 'More').
  2. Click 'Settings'
  3. Click 'View Advanced Settings'
  4. Turn 'Block pop-ups' off

## Allowing Pop-ups on Mobile or Tablet




### Google Chrome:

- 
1. Click the three dots on the toolbar
  2. Click 'Settings'
  3. Click 'Content Settings'
  4. Click 'Block Pop-ups'
  5. Disable 'Block Pop-ups'




### Safari:

- 
1. Visit your phone/tablet's settings
  2. Click 'Safari'
  3. Disable 'Block Pop-ups'



### Edge:

- 
1. Visit 'Settings'
  2. Click 'Privacy and security'
  3. Click 'View Advanced Settings'
  4. Disable 'Block Pop-ups'